


Honda GoldWing 1800




Quincaillerie / Hardware

- A. Boulon / Bolt M6x16mm 2
- B. Boulon / Bolt M8x80mm 2
- C. Écrou nylon Nut M8..... 2
- D. Boulon, écrou nylon 5/16 – 1"
Bolt, nylon nut 5/16 – 1" 2
- E. Boulon allen 5/16x3/4", rondelle frein
Allen Bolt 5/16x3/4", lock washer4
- F. Écrous nylon nut 5/16 4

Autres / Others

- Boulon et écrou 5/16 x 1"
Bolt and nut 5/16 x 1" 1
- Tige et goupille
Rod and pin..... 1






1

Enlever la plaque d'immatriculation / *Take off the license plate*
Enlever les 5 boulons tel qu'indiqué / *Take off the 5 bolts as indicated*
Enlever l'aile arrière / *Take off the rear fender*



2

Enlever la barre transversale / *Take off the cross bar*



3

Enlever les boulons M8 de chaque côté et les remplacer par ceux fournis pour les bras latéraux.

Take off the M8 bolts on each side and replace them by the ones supplied with lateral arms.

